

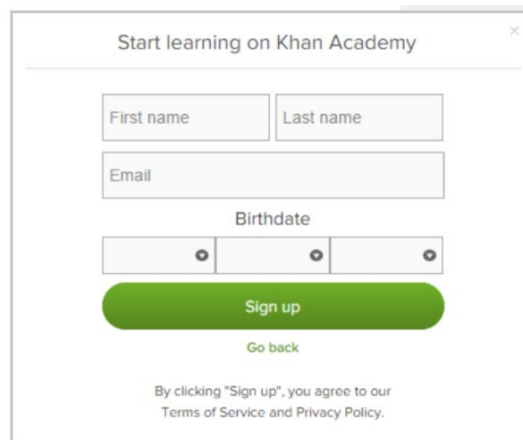
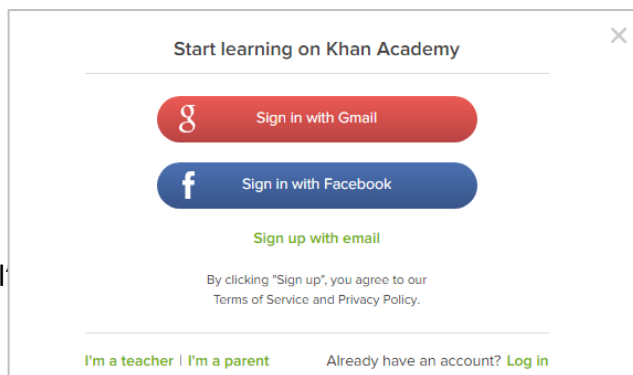
Steps to Linking with Official SAT Practice

1: Create your Khan Academy account at satpractice.org.

2: Click on **Start practicing**

3: You can sign in to Khan Academy using an existing account, Gmail (easiest), Facebook, or Sign up with email.

- Sign in with Gmail, Facebook, or click “Sign up with email”
- If you click Sign in with Gmail or Facebook, enter in your username and password for either these accounts and you are signed in
- If you click “Sign up with email” Enter in First Name/Last name/Email/Birthdate and click “Sign Up”
 - ◆ An email will be sent to your account to verify; sign in to your email
 - ◆ Open email from Khan Academy accounts and click on the “Finish Signing Up” button
 - ◆ A welcome screen will appear where you will enter username and password and click “Sign Up”



Khan Academy

Username: _____

Password: _____

4: Begin to link your accounts

- You have logged into Khan Academy for the first time and will be asked if you would like to send PSAT results
- If you already have a Khan Academy account, a prompt will appear asking if you want to send your PSAT results to Khan Academy
- After choosing that option, you will be directed to collegeboard.org

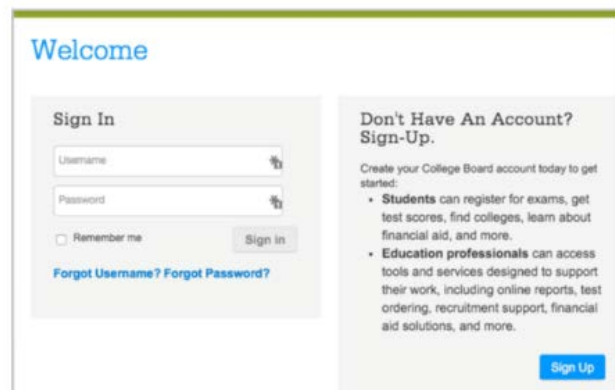
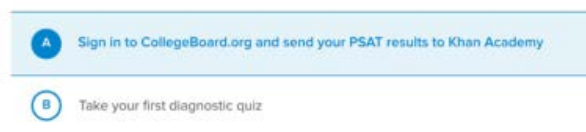
5: Create a College Board Account

- Sign in to your College Board account; if you do not have a College Board account, click 'Sign Up' to create one.
- The steps for creating a College Board account are:
 - ◆ Click on the “Sign up” blue box
 - ◆ Fill in the fields to create your student account ensuring all information is correct
 - ◆ Click “Next” at the bottom when all fields are completed
 - ◆ You are now Signed In

We'd love to start by practicing what you missed on the PSAT.

To make this happen, we'll have you sign in to CollegeBoard.org and send your PSAT results to Khan Academy. Doing this will enable you to skip our diagnostic quizzes. We will also receive updates about the date of your upcoming SAT.

If you haven't taken the PSAT yet, no worries, let's take your first diagnostic quiz.



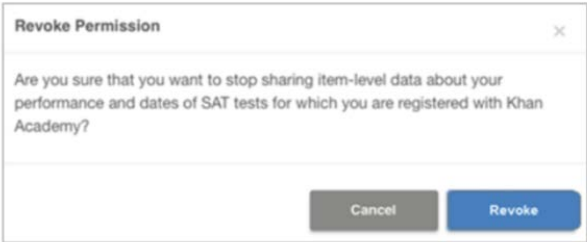
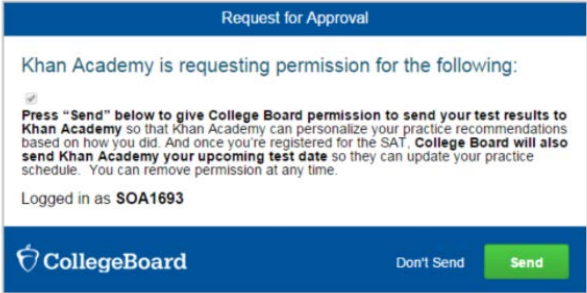
For help with creating a College Board account please contact

- For SAT account help, call 866-756-7346.
- For PSAT/NMSQT, PSAT 10, or PSAT 8/9 account help, call 866-433-7728.

College Board
 Username: _____
 Password: _____

6: And Hit Send to Link Accounts

- After successfully logging in to your College Board account, you will be asked for permission to link your accounts.
- After clicking “Send” you will be redirected to SAT practice on the Khan Academy site.
- You can remove the link at any time, by clicking on “Revoke” which is found in College Board account settings.



Now Start Practicing on Khan Academy with Personalized Recommendations

- ▶ You can start your practice in either Math or Evidence Based Reading & Writing.
- ▶ The recommendations are based on how you did on the PSAT/NMSQT or PSAT 8/9.
- ▶ Keep practicing – with each additional problem and activity the personalization gets stronger and gets you closer to your goal score on the SAT, PSAT/NMSQT, PSAT 10, or PSAT 8/9.

